



# Fundraising Pack



 [www.peachestrust.org](http://www.peachestrust.org)

 [fundraising@peachestrust.org](mailto:fundraising@peachestrust.org)

Registered Address:

Clarke Nicklin House, 4 Brooks Drive,  
Cheadle Royal Business Park, Cheadle,  
SK8 3TD

Registered charity in England and Wales  
(1190440) and Scotland (SC054434)



Registered with  
**FUNDRAISING  
REGULATOR**

# Thank you for making a difference to people with womb cancer

At Peaches, our aim is to preserve the health and improve the experience of those with or at risk of womb cancer.

We would not be able to continue this work without you and people like you, who fundraise for us.

Fundraising is rewarding and fun but it is not without effort and dedication.

We are here to support you in any way we can, to make your fundraising an experience you will remember for all the right reasons.

Together we will make a difference to people with womb cancer now and in the future.



Julia Hewer  
Operations Executive  
Peaches Womb Cancer Trust

# Why fundraising for Peaches saves lives

By raising money for Peaches Womb Cancer Trust we can:

**Make more people aware of womb cancer and its most common signs and symptoms.**

Knowing the signs and symptoms of womb cancer and seeking early medical advice can save lives.

**Be there for people living with or beyond womb cancer**

By providing the support they need. A womb cancer diagnosis and associated treatment can have a big impact on those experiencing it and for those caring for them.

**Explore ways to improve the experience of womb cancer**

Research in to prevention, early detection, diagnosis and treatments to improve the lives of those at risk of and diagnosed with womb cancer.



**9700**

With over 9700 cases every year in the UK, womb cancer gains the least attention compared with other gynaecological cancers.



**1 in 3**

Womb cancer is the 4th most common cancer affecting those with a womb, yet 1 in 3 people haven't heard of it.



**92%**

92% of people survive 5 years or more if diagnosed in Stage 1. This drops to 15% in later stages.

# Fundraising in 3 simple steps

Life can sometimes feel busier than ever. We want to keep fundraising as simple as possible so we have put together these 3 simple steps to get you started.

## Step 1 TELL US WHAT YOU ARE DOING

Register your fundraiser with us by completing the form on our website or email us with your information at [fundraising@peachestrust.org](mailto:fundraising@peachestrust.org)

## Step 2 LET US HELP YOU

Once you have registered your fundraiser with us we will be in touch to talk through ways we can help you raise money for Peaches.

From making your fundraising page stand out to sending you collection boxes, we are here to support you.

## Step 3 SPREAD THE WORD

Tell everyone what you are doing and how they can support you. If you use social media, be sure to tag us in your posts about your fundraiser.

Check out our A-Z of fundraising for some inspiration and ideas for fundraising activities.

# A- Z of fundraising

**A**bstain from something you love for a month

**B**reak a Guinness World Record

**C**hoose to do something new for a month

**D**ance every day for a month



**E**arn oney for Peaches when you shop using easy fundraising



**F**ind somewhere to put one of Peaches signs and symptoms of womb cancer posters

**G**olfing with your friends

**H**old a clothes swap evening



**J**ump out of an aeroplane

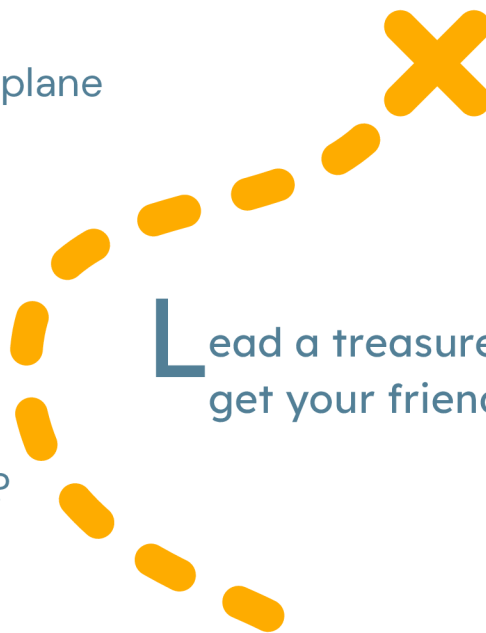
**I**nvoke people to take part in an event you are organising

**K**ayak the distance of the channel

**M**urder mystery night. Who dunnit?

**L**ead a treasure hunt and get your friends to join you


**N**on Uniform day?



# More ideas...

**O**rganise a Peaches & cream tea party

**P**ub Quiz



**Q**uit something you love for a month

**R**un a sweepstake

**S**wim a half or full marathon

**T**alk to your employers and ask if they offer a match funding scheme at work



**U**ndertake a challenge in another country

**V**olunteer to do something that would normally scare you!

**W**ear peach in September in support of womb cancer



**X**mas presents – ask for donations to Peaches in place of gifts

**Y**ou can ask your donors to agree to gift aid, we can then claim 25% of their donation from the government



**Z**oom with your friends and take part in an online event!

# Fundraising tips



## ONLINE FUNDRAISING

An online fundraising page is a digital sponsor form that also collects the money at the time people decide to sponsor you.

Following these simple steps will increase your fundraising and make it even easier.

### Make it personal

Share the reason why you are fundraising for Peaches in the story section of your online page.



### Update regularly

If you are taking part in a challenge take pictures of your progress and post them on your fundraising page.



### Add a photo

Adding a photo can increase your fundraising by 14%.

## Support yourself

Be the first person to donate to your page.

This has a positive effect on other people by showing that you are confident enough to back yourself when you are asking others to support you by donating.



## Share, share, share



With the average person seeing in the region of 4,000 - 10,000 ads a day on social media, your posts may get not get seen the first time. So keep sharing them unashamedly.

Ask your followers to share it to their followers.

## INCREASE YOUR DONATIONS

### Get an extra 25p for every £1

The government will donate 25p for every £1 donated to charity for those who pay UK tax. This is called Gift Aid, all you need to do is ask your donors to tick the box if they are eligible and we will do the rest.



### Double your donations

Some organisations operate a match funding scheme.

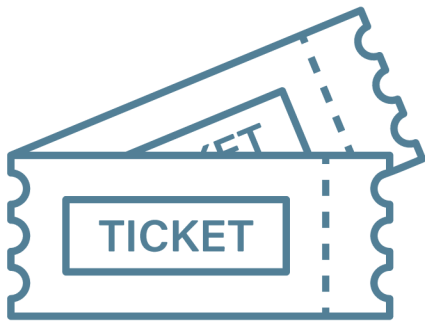
It's a way for organisations to support the charitable work their employees carry out in their own time. They can offer to match your fundraising pound for pound.

One question to your employer could double your fundraising. It's worth an ask.



# FUNDRAISING AT YOUR EVENT

Hosting your own event takes a lot of organising but the rewards are definitely worth it. Here are some tips on how to raise more money at your event.



## Raffles and auctions

A great way to increase your donations is by holding a raffle or an auction.

Ask for donations as prizes from local businesses or friends and family

## Merchandise

We have a small number of items for you to give away to your guests in exchange for a donation.

Please contact us for the list of available items.



## Decorations

Make a statement with some Peaches Womb Cancer Trust balloons and posters.

Email us at [fundraising@peachestrust.org](mailto:fundraising@peachestrust.org) to request your Peaches fundraising items.

# Paying in your fundraising

## Congratulations!

If you have got this far you have completed your challenge or event. Below are some of the ways you can pay your fundraising in to us.

### Online giving pages

Sit back and relax. All of your money from your online giving page will come directly to us, we will even sort out all of the gift aid on your behalf to.

20% of donations for challenges come in after completing it. Check your online giving page stays open for a few weeks after your challenge or event.



### Cash collections

If you have collected cash at your event you will need to pay this in to your account and transfer it to Peaches.

The easiest way to do this is through our website, You will see the donate button on the top right hand side of the website. Your donation will be sent to our account.

Remember to post us any sponsorship forms so we can thank you and claim any Gift Aid.

### Sending cheques

Please make the cheques payable to **Peaches**

**Womb Cancer Trust** and send the cheque to

Clarke Nicklin House, 4 Brooks Drive, Cheadle Royal Business Park, Cheadle, SK8 3TD.

Please include your name, fundraising event and any Gift aid forms when you pay in any off line payments so we can thank you and claim the Gift Aid.





# Printable Fundraising Resources

We have created some items for you to use for your fundraising event for you to print yourself:

Sponsorship form  
Event invitations  
Thank you posters  
Bunting template and instructions  
Womb cancer facts poster  
Signs and symptoms of womb cancer

If there is something you need that we haven't thought of, please get in touch with us at:

[fundraising@peachestrust.org](mailto:fundraising@peachestrust.org)



# Sponsorship Form

Name..... Phone.....  
 Home Address.....  
 ..... Post Code.....  
 Email.....  
 I'm trying to raise.....  
 I'm taking part in.....  
 Find my online fundraising page here.....

Full Name (including Title)	Home Address (work address is not valid for Gift Aid)	Post Code (required)	Sponsorship total	Date paid	Gift Aid

Thank you for supporting Peaches Womb Cancer Trust.  
 Our aim is to preserve the health and improve the  
 experience of those with or at risk of womb cancer.

We are the first charity in the UK advocating for womb cancer  
 across all three fronts; research, awareness and providing  
 support. Your fundraising will enable us to continue in our  
 mission to champion womb cancer.

Visit our website: [peachestrust.org](http://peachestrust.org)

UK Tax payer? Boost your donation to Peaches by 25p for every £1 of sponsorship.

*giftaid it*







I'm fundraising in support of  
Peaches Womb Cancer Trust  
by:

---

at

---

date/time

---

Together we can start to make a difference to the lives  
of those living with or affected by womb cancer.



# Thank you

You helped me raise:



From my

---

In aid of  
Peaches Womb Cancer Trust

You can still donate here:

---

Inspired?  
[peachestrust.org/get-involved/](https://peachestrust.org/get-involved/)



Peaches Womb Cancer Trust is a registered charity in England and Wales (1190440) and Scotland (SC054434)

# Bunting Template




Print and make Peaches bunting!

You will need:

- A printer
- White card, approx 25 sheets
- Some scissors
- A hole punch
- 3 metres of string or ribbon

To make 3 meters of bunting, you will need to:

1. Print out 25 flag templates
2. Cut out the flag shapes
3. Punch out the holes marked in the corner of each flag
4. Thread your string or ribbon through the holes and knot the end
5. Hang and enjoy!



# Womb cancer facts

27

people are diagnosed with womb cancer every day in the UK\*

7

people die from womb cancer every day in the UK\*

33%

of people in the UK are not aware of womb cancer\*\*

92%

of people survive womb cancer following an early diagnosis (stage 1)\*

15%

of people survive womb cancer following a later diagnosis (stage 4)\*

\*Cancer Research UK

\*\*YouGov Survey 2023

# WOMB CANCER: IT'S MORE COMMON THAN YOU THINK

In the UK, womb cancer is the fourth most common cancer in women, with around 9,700 new cases diagnosed every year\*.

That's 27 cases every day. When diagnosed early, 92% will survive\*. So, know the symptoms and don't ignore the signs – they could save your life.




Bleeding after  
menopause



Blood in your  
urine



Bleeding in  
between  
periods or  
after sex



Unexplained  
weight loss



Periods  
becoming  
heavier than  
normal



Tummy pain



Abnormal  
vaginal  
discharge

If you're experiencing  
any of these symptoms,  
speak to your GP.

[peachestrust.org](https://peachestrust.org)



\*Cancer Research UK